



CHAMPION

BIG ON QUALITY. CHAMPION ON PRICE!



June 2019


www.ChampionAirtech.com



BREATHING AIR COMPRESSORS

Versatile. Reliable.
Flexible.

- Quick charging times
- Safe operation
- Various drive motors
- Easy to use
- High reliability
- Including range of accessories






RELIABLE BREATHING AIR COMPRESSORS

At a glance...

 **Nominal Pressure**
232 - 330 bar

 **Motor Power**
2.2 - 11kW

 **Volume Flow**
80 - 600 L/min



The Range of Breathing Air Compressors

Champion offer a range of breathing air and technical gas compressors from the small portable CBA6 series with a flow rate of 100 l/min and a pressure of 300 bars to the more powerful models for large refilling centres such as the CBA36 with a flow rate of 600 l/min and a maximum pressure of 330 bar.

Compressors such as the CBA36 meet the needs of large refilling centres as it charges a 10 litre single-cylinder at 200 atmospheres in 3.3 minutes with noise levels as low as 75 dB(A). The range is compliant to EN 12021 CGA E.

Champion compressors are available with single and 3-phase electric motors as well as petrol or diesel engines. Additionally, Champion offer a series of important accessories, such as filling panels, transfer hoses, oxygen carbon dioxide and helium analysers, pressure reducers with safety valves and other useful accessories.

POWER RANGE: 2.2 to 11 kW

CAPACITY: 80 to 600 l/min

CHARGE TIME: 3 to 25 mins (based on charging a 10 litre cylinder)

PRESSURE: 232 to 330 bar

NOISE LEVEL: 70 to 96 dB(A)

VOLTAGE: 230 / 1 / 50 / 60, 400 / 3 / 50, 440 / 3 / 60

Technical data

Breathing Air: Compressors

Design: High pressure piston

Pressure Range: 232 - 330 barg

CODE	MODEL	VARIANT	VOLT	[kW]	[HP]	[L/min]	[cfm]	[Bar]	CHARGE TIME	DIMENSIONS L x W x H [mm]	[dB(A)]	[kg]
CC1189900	CBA 6 EM	Open	230	2.2	3	80	2.8	232/300	25 min	650 x 350 x 390	91	39
CC1189901	CBA 6 ET	Open	400	3	4	100	3.5	232/300	20 min	650 x 350 x 390	95	39
CC1189902	CBA 13 ET STANDARD	Open	230	4	5.5	235	8.3	232/330	8min 30sec	880 x 480 x 640	77	117
CC1189903	CBA 13 ET COMPACT	Cabinet	230	4	5.5	235	8.3	232/330	8min 30sec	920 x 610 x 880	75	153
CC1189904	CBA 16 ET STANDARD	Open	400	5.5	7.5	315	11.1	232/330	6min 20sec	880 x 480 x 640	77	117
CC1189905	CBA 16 ET COMPACT	Cabinet	400	5.5	7.5	315	11.1	232/330	6min 20sec	920 x 610 x 880	75	163
CC1189906	CBA 22 OPEN	Open	400	7.5	10	400	14.1	232/330	5 min	790 x 1025 x 1545	76	415
CC1189907	CBA 22 SILENCED	Cabinet	400	7.5	10	400	14.1	232/330	5 min	800 x 1290 x 1740	70	420
CC1189908	CBA 30 OPEN	Open	400	9.2	12.5	500	17.7	232/330	4 min	790 x 1025 x 1545	76	415
CC1189909	CBA 30 SILENCED	Cabinet	400	9.2	12.5	500	17.7	232/330	4 min	800 x 1290 x 1740	70	420
CC1189910	CBA 36 OPEN	Open	400	11	15	600	21.2	232/330	3 min	790 x 1025 x 1545	76	415
CC1189911	CBA 36 SILENCED	Cabinet	400	11	15	600	21.2	232/330	3 min	800 x 1290 x 1740	70	420
CC1189912	CBA 6 SH	Open	Honda	4	5.5	100	3.5	232/300	20 min	780 x 350 x 320	101	37
CC1189913	CBA 13 SH MINI TECH	Open	Honda	6.3	8.4	235	8.3	232/330	8min 30sec	1130 x 540 x 640	96	135
CC1189914	CBA 16 SH MINI TECH	Open	Honda	6.3	8.4	315	11.1	232/330	8min 30sec	1130 x 540 x 640	96	135
CC1189915	CBA 13 DY MINI TECH	Open	Yanmar	6.6	9	235	8.3	232/330	6min 20sec	1130 x 540 x 640	96	135
CC1189916	CBA 16 DY MINI TECH	Open	Yanmar	6.6	9	315	11.1	232/330	6min 20sec	1130 x 540 x 640	96	135

Breathing Air: Accessories

CODE	MODEL
CC1189917	CBA 6 Auto Drain Timer
CC1189918	CBA 6 Auto Stop
CC1189919	Safety Valve 330 Bar
CC1189920	Safety Valve 300 Bar
CC1189921	Safety Valve 225 Bar
CC1189922	CBA 6 - Air Filter Cartridge
CC1189923	CBA 13-16 Intake Air Filter Cartridge
CC1189924	CBA 22-36 hyperfilter Filter Cartridge
CC1189925	CBA 22-36 + 13-18 Tropical Oil Filter Cartridge
CC1189926	Breathing Compressor Oil 1/2Lt
CC1189927	Breathing Compressor Oil 1Lt

Other model variants and a wide range of additional accessories available

COMPRESSED AIR SOLUTIONS

CHAMPION


YOUR COMPRESSED AIR PARTNER



Champion's piston compressor range is designed to cover all the possible professional uses of compressed air. Our piston compressors come in various forms and sizes, providing a truly complete range of choices.



Champion stationary rotary screw compressors, both fixed and variable speed drive, are the answer to the needs of small and medium-sized companies.



A modern production system and process demands increased levels of air quality. Our complete Air Treatment Range ensures product quality and efficient operation.



Champion also design and manufacture an enviable range of Rotary Scroll, Rotary Vane and Portable Rotary Screw compressors. All designed to provide efficiency and reliability in the most demanding applications and conditions, these compressors set new standards.

www.championairtech.com

For additional information please contact
your local representative.
Specifications subject to change without notice.