


Volvo Construction Equipment  
Building Tomorrow



# L260H

Volvo Wheel Loaders 34-39 t 421 hp



# A CLASS OF ITS OWN

Committed to its legacy, Volvo was the first to present a 35 tonne wheel loader to the industry in 2011 – with the L250G. Created with the customer for the customer, Volvo brings the next generation wheel loader – the L260H.



## Progress is in our DNA

Since introducing our first wheel loader, Volvo has continued to refine its concept for more than half a century.

1954

The world's first wheel loader to feature a parallel lift arm system and attachment bracket with quick coupler – the H-10

1973

The first wheel loader with direct injected turbo engine – Volvo BM 1641

Volvo introduced the world's first truly low-emission diesel engines in construction equipment (1974)

1981

Volvo introduced the world's first automatic gear shifting system (Automatic Power Shift) and load sensing hydraulic technology

1988

Comfort Drive Control

1990

Boom suspension system

Volvo patented Torque Parallel linkage (1991)

## Smarter, stronger, faster

In an industry that's always evolving, with growing business demands, customers need a machine they can rely on. An asset to your operation, the L260H is a reliable machine, which has been upgraded with innovative technologies and increased payload capacity, for greater productivity. Bringing you quality as standard and so much more, unlock the full potential of your machine through our dealer network.



Over the years, we have revolutionized our machines, bringing customers unparalleled productivity and efficiency.

**2009**

Volvo sets the standard for the attachment bracket (ISO 23727)

**2010**

OptiShift  
CareTrack

**2011**

Introduction of the L250G – the first in its class

**2016**

Load Assist, powered by the award-winning Volvo Co-Pilot

**2017**

New generation OptiShift

Second generation load sensing hydraulics – Patent pending

L260H

# Get it done, faster

Primed for productivity, the innovative L260H combines the latest Volvo technology with power and upgraded components to help you increase your payload. To achieve ultimate performance, select from a range of tailor made Volvo attachments.

## Volvo engine

Engineered for efficiency and productivity, the L260H is fitted with a powerful D13 engine, delivering 6% more power and 5% more torque than the L250H.



## Fast cycle times

Achieve shorter cycle times with next generation load sensing hydraulics, designed to enhance the responsiveness of attachments and improve the lifting and lowering speed of the boom.



## New transmission

For ultimate performance, the L260H has been upgraded with the new HTL310 transmission, which works in harmony with the powerful engine and axels. The new converter delivers increased torque output, resulting in better performance. For faster acceleration and smooth operation, the steps between gears have been reduced.



## Matched and attached


Get the most out of your L260H with our range of purpose-built attachments, perfect for applications such as quarrying, aggregates, mining and heavy infrastructure. Form one solid and reliable unit with attachments that are ideally matched by size and design to your machine's parameters – including link-arm geometry, and breakout and lifting forces.





# BOOST YOUR PRODUCTIVITY BY UP TO 15%

Increase your productivity with the L260H. Boasting up to 15% greater productivity than its forerunner, thanks to the increased wheel base (50mm), and optimized weight distribution of the front frame and lifting arm system, enabling the use of larger buckets..



# LOAD ASSIST

Unlock the full potential of your machine's productivity with Load Assist, a dynamic load weighing system up to 1% accuracy. Powered by the 10" Volvo Co-Pilot touchscreen, the system enables you to monitor the amount of material moved and easily manage work orders – the data can then be stored and accessed remotely. In addition, you can track your machine's fuel efficiency with the help of CareTrack.

# Smarter operation

Engineered for efficient and smart work, the L260H is fitted with new generation hydraulics and improved technology. Enhanced by Load Assist and Volvo Site Simulation, the intelligent systems offer valuable insight about your operations, reducing fuel consumption and increasing productivity.

## Increase your fuel savings by 10%

Do more with less fuel, thanks to a powerful engine and new generation hydraulics, which save hydraulic pump power for other functions, by reducing fluid flow when lowering and dumping. Coupled with the new dry P-Brake, which eliminates drag losses caused by the internal wet multi-disk brake.



## New generation OptiShift

For improved cycle times and greater fuel efficiency, customize the lock-up engagement of your machine with new generation OptiShift. The improved technology integrates the Reverse By Braking (RBB) function – patented by Volvo – and the new torque converter with lock-up, creating a direct drive between the engine and transmission, reducing fuel consumption.



## Fuel Report

Identify any inefficiency with Fuel Report, designed to help you reduce the industry's number one operational cost factor. With detailed machine data, Fuel Report supports in taking corrective actions to reverse machine issues and improve fuel efficiency.



## Eco pedal

Save on machine wear and increase fuel efficiency with the eco pedal. Uniquely designed by Volvo, the eco pedal encourages economical operation, by applying a mechanical push-back force in response to excess use of the accelerator.



# Stronger

Unlock the full potential of your machine and take on demanding applications, with a range of purpose built attachments. Volvo can custom build attachments to your specific requirements, increasing your productivity.

## Rehandling bucket

Experience up to 5% greater productivity with the new 7.3 m<sup>3</sup> Volvo Rehandling bucket. The redesigned bucket is easier to fill and minimizes spillage, thanks to new convex sides and an improved spill guard. To prevent spillage and absorb shocks, opt for the Boom Suspension System, which automatically engages, depending on gear or speed selection.




## Proven Z-bar linkage

For strength in demanding applications, Volvo's proven Z-bar linkage provides high breakout force. The robust lifting arm enables fully loaded buckets to be elevated to maximum height and fast hydraulic speeds offer quick cycle times. For long lasting performance, the lifting arm has double sealing on each of the pins.



## Protect your bucket

Extend the life of your bucket with a choice of reinforcement options. Bolt-on edges protect the bottom edge of the bucket, while segments protect the cutting edge of the bucket, increasing durability.







# ROCK BUCKET

For easier filling and greater productivity, the new Volvo Rock bucket\* boasts a longer floor and optimized radius and holds 11.5% more material than before. For tunneling applications, Volvo also offers Side Dump Rock buckets.

# Intelligently productive

## FULLY LOADED

- Redesigned Rock bucket – holds 11.5% more material
- New Rehandling bucket – up to 5% greater productivity
- Custom built attachments
- Z-bar lifting arm with double sealing on each pin

## BUILT FOR THE JOB

- Bucket leveling function
- Three hydraulic modes
- Choice of a single or multi levers
- Comfort Drive Control



## VOLVO SERVICES

- Genuine Volvo Parts
- Operator training
- CareTrack
- Fuel Report



### BOOST YOUR PRODUCTIVITY BY UP TO 15%


- 6% more power and 5% more torque than the L250H
- Increased wheel base, optimized weight distribution
- Next generation load sensing hydraulics
- New transmission – new converter and gear ratio
- Matched Volvo attachments

### INCREASE YOUR FUEL SAVINGS BY 10%

- New generation OptiShift
- New dry P-brake
- Saved hydraulic pump power
- Eco pedal
- Load Assist

### MAXIMIZE YOUR UPTIME

- Delayed engine shutdown
- Easier access to the P-brake and BSS accumulators
- Tilting cab – 30° or 70°
- Electronically-operated engine hood
- Strong frame and central hinge



# THE OPERATOR'S CHOICE

Operate in comfort from the best cab on the market, the Volvo cab can be equipped with a new adjustable seat. Access the cab safely and effortlessly using the steps and open the door with ease, thanks to the optional remote-control opener.

# Boost your performance

Built with the customer, for the customer, the L260H boasts a range of features to enhance your operating experience. For increased productivity, the Volvo cab can be customized to your preference and additional cameras offer greater visibility.

## Comfortably productive

Customize your machine and ensure precise control of hydraulic functions, with the choice of single or multi levers. To get the most out of each operation, select from three hydraulic modes, according to your preferred responsiveness. To reduce operator fatigue and improve productivity, Comfort Drive Control gives you the opportunity to steer the machine from a small lever.



## Visibility

To enhance visibility, the L260H has new rear-view mirrors and can be equipped with a rear-view camera. Optimized by the radar detect system, which works with the camera to give a visual and audible alert to the operator of unseen on-coming objects. Orange handrails and steps have been placed on the machine, intended to stand out to the operators and maintenance staff.



## Bucket leveling function

Take your productivity to the next level with the new bucket leveling function. Automatically return the bucket to level from both dump and curl positions, enhancing operator performance.



## Operator training

Increase productivity and reduce fuel consumption by learning how to operate your wheel loader in the most efficient way. Volvo offers operator training, which encompasses the best practices in the industry.



# Maximize your uptime

Offering strength in demanding applications, the L260H is built to last. Maintain the life of your machine with simple serviceability and proactive dealer support, as well as flexible maintenance and repair plans.

## Improved component access

Minimize downtime and increase component life with easier access to the Boom Suspension System accumulators – now placed on the outside of the front frame – and P-brake, which is now external.



## Durable by design

Designed with durability in mind, the L260H is built with a strong frame structure, ideally-matched to Volvo powertrain. The hydraulically-driven cooling fan regulates component temperature and automatically reverses, permitting self-cleaning of the cooling units.



## Delayed shutdown


Reduce the wear on your engine with new delayed engine shutdown, which can be scheduled to activate automatically by the operator. The intelligent function turns off the machine when the turbo charger has cooled down to the appropriate temperature, reducing component wear.



## Here to support you

Maintain productivity and machine uptime with our range of readily available Genuine Volvo Parts – all backed by Volvo warranty. We're here to help you stay on track, offering flexible maintenance and repair plans.





# INDUSTRY LEADING SERVICEABILITY

For unrestricted access to vital components, the Volvo cab can be tilted to either a 30° or 70° angle. For improved serviceability and easy access to the engine, the wide-opening engine hood is operated electronically.

# Volvo L260H in detail

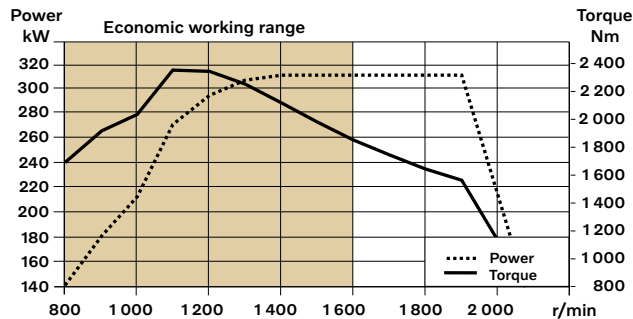
## Engine

V-ACT Stage V 13 liter, 6-cylinder straight turbocharged diesel engine with 4 valves per cylinder, overhead camshaft and electronically controlled unit injectors. The engine has wet replaceable cylinder liners and replaceable valve guides and valve seats. The throttle applications is transmitted electrically from the throttle pedal or the optional hand throttle.

Air Cleaning: 3 stages.

Cooling system: Hydrostatic, electronically controlled fan and intercooler of the air-to-air type.

Engine	Volvo	D13J
Max. power at	r/min	1 500
ECE R120 net	kW	310
	hp	421
ISO 9249, SAE J1349 net	kW	309
	hp	420
Max. torque at	r/min	1 100
SAE J1995 gross	Nm	2 343
ISO 9249, SAE J1349 net	Nm	2 328
Economic working range	r/min	800 - 1 600
Displacement	l	12.8



## Electrical System

Central warning system:

Contronic electrical system with central warning light and buzzer for following functions: - Serious engine fault - Low steering system pressure - Over speed warning engine - Interruption in communication (computer fault)

Central warning light and buzzer with the gear engaged for the following functions: - Low engine oil pressure - High engine oil temperature - High charge air temperature - Low coolant level - High coolant temperature - High crank case pressure - Low transmission oil pressure - High transmission oil temperature - Low brake pressure - Engaged parking brake - Fault on brake charging - Low hydraulic oil level - High hydraulic oil temperature - Overspeeding in engaged gear - High brake cooling oil temperature front and rear axles.

Voltage	V	24
Batteries	V	2 x 12
Battery capacity	Ah	2 x 170
Cold cranking capacity, approx	A	1 000
Alternator rating	W/A	2 280/80
Starter motor output	kW	7

## Drivetrain

Torque converter: Single-stage.

Transmission: Volvo countershaft transmission with single lever control. Fast and smooth shifting of gears with Pulse Width Modulation (PWM) valve. Torque converter with lockup.

Transmission: Volvo Automatic Power Shift (APS) with fully automatic shifting 1-4 and mode selector with 4 different gear shifting programs, including AUTO.

Axles: Volvo fully floating axle shafts with planetary hub reductions and nodular iron axle housing. Fixed front axle and oscillating rear axle. 100% differential lock on the front axle.

Transmission	Volvo	HTL310
Torque multiplication, stall ratio		2.02:1
Maximum speed, forward/reverse		
1st gear	km/h	6.7/6.6
2nd gear	km/h	11.6/11.4
3rd gear	km/h	21.7/21.4
4th gear	km/h	36.5/36.1
Measured with tires		29.5R25 L4
Front axle/rear axle		AWB 50B / 41
Rear axle oscillation	± °	15
Ground clearance	mm	600
at oscillation	°	15

## Steering System

Steering system: Load-sensing, hydrostatic articulated steering. System supply: The steering system has priority feed from a load sensing axial piston pump with variable displacement.

Steering cylinders: Two double-acting cylinders.

Steering cylinders		2
Cylinder bore	mm	90
Rod diameter	mm	60
Stroke	mm	525
Working pressure	MPa	26
Maximum flow	l/min	202
Maximum articulation	± °	37

## Service Refill

Service accessibility: Large, easy-to-open hood covering whole engine department, electrically operated. Fluid filters and component breather air filters promote long service intervals. Possibility to monitor, log and analyze data to facilitate troubleshooting.

Fuel tank	l	366
DEF/AdBlue® tank	l	31
Engine coolant	l	55
Hydraulic oil tank	l	226
Transmission oil	l	48
Engine oil	l	50
Axle oil front	l	78
Axle oil rear	l	80



## Hydraulic System

System supply: Two load-sensing axial piston pumps with variable displacement. The steering system always has priority.  
 Valves: Double-acting 2-spool valve. The main valve is controlled by a 2-spool pilot valve.  
 Lift function: The valve has three positions; raise, hold and lower position. Inductive/magnetic automatic boom kickout can be switched on and off and is adjustable to any position between maximum reach and full lifting height.  
 Tilt function: The valve has three functions including rollback, hold and dump. Inductive/magnetic automatic tilt can be adjusted to the desired bucket angle.  
 Cylinders: Double-acting cylinders for all functions.  
 Filter: Full flow filtration through 10 micron (absolute) filter cartridge.

Working pressure maximum, pump 1 for working hydraulic system	MPa	29.0 ± 0.5
Flow	l/min	252
at	MPa	10
engine speed	r/min	1900
Working pressure maximum, pump 2 for steering-, brake-, pilot- and working hydraulic system	MPa	31.0 ± 0.5
Flow	l/min	202
at	MPa	10
engine speed	r/min	1900
Working pressure maximum, pump 3 for brake- and cooling fan system	MPa	25.0 ± 0.5
Flow	l/min	83
at	MPa	10
engine speed	r/min	1900
Pilot system, working pressure	MPa	3.2 - 4.0
<b>Cycle times</b>		
Lift	s	7.1
Tilt	s	1.9
Lower, empty	s	4.1
Total cycle time	s	13.1

## Lift Arm System

<b>Z-bar</b>		
Lift cylinders		2
Cylinder bore	mm	190
Piston rod diameter	mm	110
Stroke	mm	873
Tilt cylinder		1
Cylinder bore	mm	220
Piston rod diameter	mm	120
Stroke	mm	570

## Brake System

Service brake: Volvo dual-circuit system with nitrogen-charged accumulators. Outboard-mounted fully hydraulic operated, fully sealed oil circulation-cooled wet disc brakes. The operator can select automatic declutch of the transmission when braking by a switch on the instrument panel.  
 Parking brake: Dry disc brake. Applied by spring force, electro-hydraulic release with a switch on the instrument panel.  
 Secondary brake: Dual brake circuits with rechargeable accumulators. One circuit or the parking brake fulfills all safety requirements.  
 Standard: The brake system complies with the requirements of ISO 3450.

Number of brake discs per wheel front/rear		2 - 1
Number of brake discs per wheel front		2
Number of brake discs per wheel		1
Accumulators	l	2 x 1.0 + 1 x 0.5
Accumulators for parking brake	l	1 x 0.5

## Cab

Instrumentation: All important information is centrally located in the operator's field of vision. Display for Contronic monitoring system.  
 Heater and defroster: Heater coil with filtered fresh air and fan with auto and 11 speeds. Defroster vents for all window areas.  
 Operator's seat: Operator's seat with adjustable suspension and retractable seatbelt. The seat is mounted on a bracket on the rear cab wall and floor. The forces from the retractable seatbelt are absorbed by the seat rails.  
 Standard: The cab is tested and approved according to ROPS (ISO 3471), FOPS (ISO 3449). The cab meets with requirements according to ISO 6055 (Operator overhead protection - Industrial trucks) and SAE J386 ("Operator Restraint System").  
 Refrigerant of the type R134a is used when this machine is equipped with air conditioning. Contains fluorinated greenhouse gas R134a, Global Warming Potential 1.430 t CO<sub>2</sub>-eq

Ventilation	m <sup>3</sup> /min	9
Heating capacity	kW	16
Air conditioning (optional)	kW	7.5

## Sound Level

<b>Sound pressure level in cab according to ISO 6396</b>		
L <sub>pA</sub>	dB	70
<b>External sound level according to ISO 6395 and EU Noise Directive 2000/14/EC</b>		
L <sub>WA</sub>	dB	109

# Specifications

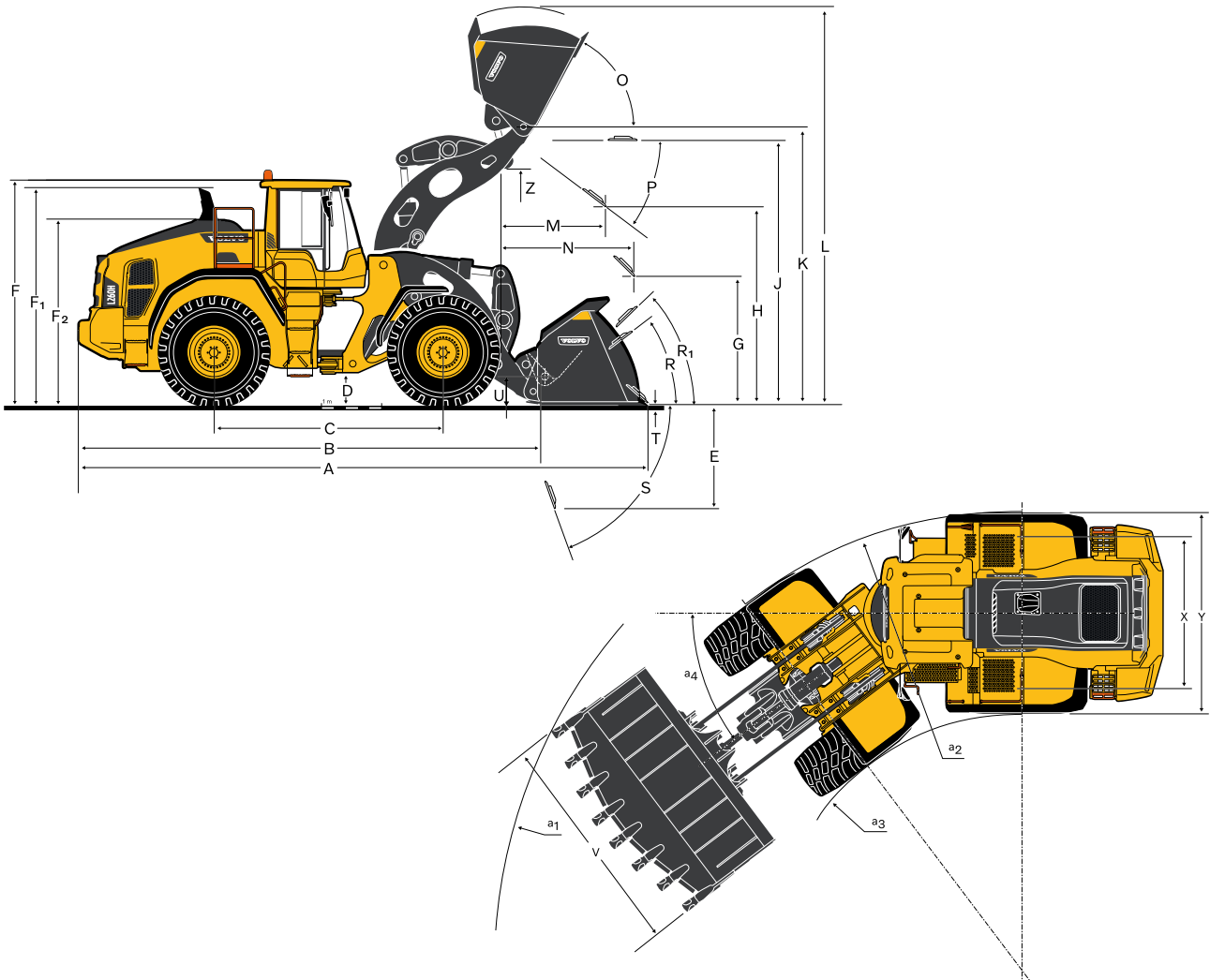
## Tires L260H: 29.5 R25 L4

		Standard boom	Long boom
A	mm	9 670	9 974
B	mm	7 590	7 860
C	mm	3 800	3 800
D	mm	520	529
E	mm	1 910	1 997
F	mm	3 720	3 726
F <sub>1</sub>	mm	3 610	3 621
F <sub>2</sub>	mm	2 870	2 883
G	mm	2 133	2 133
H	mm	3 090	3 408
J	mm	4 320	4 683
K	mm	4 620	4 989
L	mm	6 450	6 816
M	mm	1 810	1 733
N	mm	2 390	2 668
O	°	62	57
Forward dump at K and M	°	43	45
P	°	43	47
R	°	42	44
R <sub>1</sub>	°	48	51
S	°	75	81
Grading angle	°	42	46
T	mm	156	214
U*	mm	560	650
V	mm	3 580	3 580
X	mm	2 400	2 400
Y	mm	3 160	3 160
Z	mm	3 840	3 848
a <sub>1</sub>	mm	16 370	16 597
a <sub>2</sub>	mm	7 260	7 259
a <sub>3</sub>	mm	4 100	4 099
a <sub>4</sub>	°	37	37










\* Carry position SAE

Bucket: 6.4 m<sup>3</sup> STE P T SEG

Where applicable, specifications and dimensions are according to ISO 7131, SAE J732, ISO 7546, SAE J742, ISO 14397, SAE J818.



**L260H**

	REHANDLING (7)			GENERAL PURPOSE (5)		ROCK (6)			SAND (4)	LONG BOOM (2)	
											
	6.9 m³ STE P BOE	7.3 m³ STE P BOE FF (1)	7.3 m³ STE P BOE	6.4 m³ STE P T SEG	6.8 m³ STE P T SEG	5.5 m³ STE RO P T SEG	5.9 m³ STE RO P T SEG	6.5 m³ SPN P T SEG	6.8 m³ STE P BOE FF (1)		
Volume, heaped ISO/SAE	m³	6.9	7.3	7.3	6.4	6.8	5.5	5.9	6.5	6.8	-
Volume at 110% fill factor	m³	7.6	8	8	7	7.5	6.1	6.5	7.2	7.5	-
Static tipping load, straight	kg	27 550	27 610	27 330	25 830	25 640	26 980	27 050	26 020	25 180	-3 300
at 35° turn	kg	24 440	24 490	24 210	22 890	22 710	23 980	24 040	23 020	22 330	-3 010
at full turn	kg	24 090	24 130	23 850	22 560	22 370	23 630	23 700	22 680	22 000	-2 970
Breakout force	kN	290.0	284.1	283.2	302.6	299.6	335.9	325.2	256.1	272.0	-29.5
A	mm	9 430	9 440	9 470	9 670	9 690	9 470	9 530	9 960	9 520	320
E	mm	1 690	1 710	1 730	1 910	1 920	1 710	1 760	2 160	1 790	100
H (3)	mm	3 250	3 260	3 230	3 090	3 070	3 250	3 200	2 920	3 200	300
L	mm	6 590	6 630	6 640	6 450	6 480	6 680	6 760	6 830	6 520	350
M (3)	mm	1 670	1 720	1 700	1 810	1 820	1 680	1 700	2 020	1 790	-90
N (3)	mm	2 330	2 230	2 350	2 390	2 400	2 320	2 340	2 520	2 270	270
V	mm	3 580	3 650	3 650	3 580	3 650	3 580	3 580	3 580	3 650	-
a <sub>1</sub> clearance circle	mm	16 240	16 300	16 320	16 370	16 440	16 270	16 300	16 550	16 340	-
Operating weight	kg	34 030	33 990	34 170	33 240	33 360	34 630	34 560	35 190	33 050	480

(1) Flat floor bucket

(2) Measured with 5.5 m³ STE RO P T SEG bucket

(3) Measured to the tip of the bucket teeth or bolt-on edge. Dump height to bucket edge measured at 45° dump angle. (Spade nose buckets at 42°.)

(4) Measured with 29.5 R25 L3 tire

(5) Measured with 29.5 R25 L4 tire

(6) Measured with 29.5 R25 L5 tire

(7) Measured with 29.5 R25 L4 tire and additional counterweight

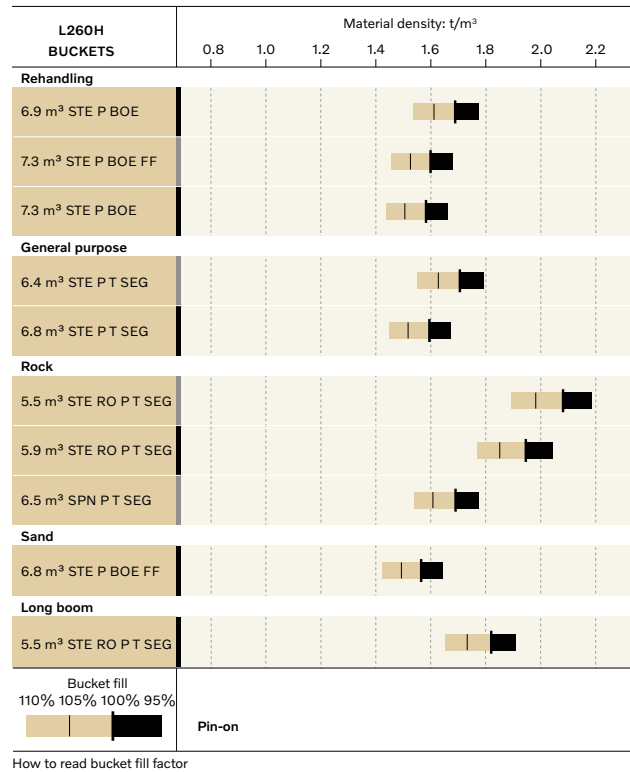
Note: This only applies to genuine Volvo attachments.

**Bucket Selection Chart**

The volume handled varies with the bucket fill and is often greater than indicated by the bucket's ISO/SAE volume. The table shows optimum bucket choice with regard to the material density.

Material	Bucket fill, %	Material density, t/m³
Earth	110 - 115	1.4 - 1.6
Clay	110 - 120	1.4 - 1.6
Sand	100 - 110	1.6 - 1.9
Gravel	100 - 110	1.7 - 1.9
Rock	75 - 100	1.5 - 1.9

The size of rock buckets is optimized for optimal penetration and filling capability rather than the density of the material.



**Supplemental Operating Data**

Tires 29.5 R25 L4	Standard boom		Long boom		
	29.5 R25 L5	875/65R29 L3	29.5 R25 L5	875/65R29 L3	
Width over tires	mm	50	100	50	100
Ground clearance	mm	30	10	20	0
Tipping load, full turn	kg	960	240	-2 120	-2 770
Operating weight	kg	1 280	440	1 760	920

# Equipment

## STANDARD EQUIPMENT

### Engine

Exhaust after-treatment system  
 Three-stage air cleaner, pre-cleaner, primary and secondary filter  
 Indicator for coolant level  
 Preheating of induction air  
 Fuel pre-filter with water trap  
 Fuel filter  
 Crankcase breather oil trap  
 Exterior radiator air intake protection

### Drivetrain

Automatic Power Shift  
 Fully automatic gearshifting, 1-4  
 PWM-controlled gearshifting  
 Forward and reverse switch by hydraulic lever console  
 Indicator glass for transmission oil level  
 Differentials: Front, 100% hydraulic diff lock. Rear, conventional.  
 OptiShift transmission with Lock-up RBB  
 Lock-up first gear

### Electrical System

24 V, pre-wired for optional accessories  
 Alternator 24V/80A/2280W  
 Battery disconnect switch  
 Fuel gauge  
 Hour meter  
 Electric horn  
 Instrument cluster:  
 Fuel level  
 Diesel Exhaust Fluid/AdBlue level  
 Transmission temperature  
 Coolant temperature  
 Instrument lighting  
 Lighting:  
 Twin halogen front headlights with high and low beams  
 Parking lights  
 Double brake and tail lights  
 Turn signals with flashing hazard light function  
 Halogen work lights (2 front and 2 rear)

## STANDARD EQUIPMENT

### Contronic Monitoring System

Monitoring and logging of machine data  
 Contronic display  
 Fuel consumption  
 Diesel Exhaust Fluid/AdBlue consumption  
 Ambient temperature  
 Clock  
 Test function for warning and indicator lights  
 Brake test  
 Test function, sound level at max fan speed

Warning and indicator lights:  
 Battery charging  
 Parking brake

Warning and display message:  
 Regeneration  
 Engine coolant temperature  
 Charge-air temperature  
 Engine oil temperature  
 Engine oil pressure  
 Transmission oil temperature  
 Transmission oil pressure  
 Hydraulic oil temperature  
 Brake pressure  
 Parking brake applied  
 Brake charging  
 Overspeed at direction change  
 Axle oil temperature  
 Steering pressure  
 Crankcase pressure  
 Attachment lock open  
 Safety Belt Warning

Level warnings:  
 Fuel level  
 Diesel Exhaust Fluid/AdBlue level  
 Engine oil level  
 Engine coolant level  
 Transmission oil level  
 Hydraulic oil level  
 Washer fluid level

Engine torque reduction in case of malfunction indication:  
 High engine coolant temperature  
 High engine oil temperature  
 Low engine oil pressure  
 High crankcase pressure  
 High charge-air temperature

Engine shutdown to idle in case of malfunction indication:  
 High transmission oil temperature  
 Slip in transmission clutches

Keypad, background lit

Start interlock when gear is engaged

---

**STANDARD EQUIPMENT**

---

**Hydraulic System**

Main valve, double acting 2-spool with hydraulic pilots

Variable displacement axial piston pumps (3) for:

- 1 Working hydraulics, Pilot hydraulics and Brake system
- 2 Working hydraulics, Pilot hydraulics, Steering and Brake system
- 3 Cooling fan and Brake system

Electro-hydraulic servo controls

Electronic hydraulic lever lock

Automatic boom kick-out

Automatic bucket positioner

Double-acting hydraulic cylinders

Indicator glass for hydraulic oil level

Hydraulic oil cooler

**Brake System**

Dual brake circuits

Dual brake pedals

Secondary brake system

Parking brake, electro-hydraulic

Brake wear indicators

**Cab**

ROPS (ISO 3471), FOPS (ISO 3449)

Single key kit door/start

Acoustic inner lining

Cigarette lighter, 24 V power outlet

Lockable door

Cab heating with fresh air inlet and defroster

Fresh air inlet with two filters

Automatic heat control

Floor mat

Dual interior lights

Interior rear-view mirrors

Dual exterior rear-view mirrors

Sliding window, right side

Tinted windshield glass

Retractable seatbelt (SAE J386)

Adjustable steering wheel

Storage compartment

Document pocket

Sun visor

Beverage holder

Windshield washer front and rear

Windshield wipers front and rear

Interval function for front and rear wipers

---

**STANDARD EQUIPMENT**

---

**Service and Maintenance**

Engine oil remote drain and fill

Transmission oil remote drain and fill

Lubrication manifolds, ground accessible

Pressure check connections: transmission and hydraulic, quick-connects

Tool box, lockable

**External Equipment**

Orange hand rails

Fenders, front and rear

Viscous cab mounts

Rubber engine and transmission mounts

Frame, joint lock

Vandalism lock prepared for

Engine compartment

Radiator grille

Lifting eyes

Tie-down eyes

Fabricated counterweight

Counterweight, pre-drilled for optional guards

# Equipment

## OPTIONAL EQUIPMENT

### Engine

Air pre-cleaner, cyclone type  
 Air pre-cleaner, oil-bath type  
 Air pre-cleaner, turbo type  
 Engine auto shutdown  
 Engine delayed shutdown  
 Engine block heater 230V/110V  
 Fuel fill strainer  
 Fuel heater  
 Fuel filter, extra  
 Hand throttle control  
 Max. fan speed, hot climate  
 Radiator, corrosion-protected  
 Reversible cooling fan  
 Reversible cooling fan and axle oil cooler

### Tires

29.5 R25  
 875/65 R29

### Drivetrain

Diff lock front 100%, Limited Slip rear  
 Speed limiter  
 Wheel/axle seal guards

### Electrical System

Anti-theft device  
 Alarm kit, anti-theft function in WECU  
 Battery disconnect switch, additional in cab  
 Emergency stop  
 Locking device, Tag out Lock out  
 Headlights, assym. left  
 License plate holder, lighting  
 Rear view camera, monitor  
 Rear view mirrors, el.adjusted and heated  
 Reduced function working lights, reverse gear activated  
 Reverse alarm, audible  
 Reverse alarm, white noise  
 Reverse warning light, strobe lighting  
 Shortened headlight support brackets  
 Side marker lamps  
 Warning beacon LED  
 Warning beacon LED automatic  
 LED Head Light  
 LED tail light  
 LED working lights, attachments  
 LED working lights on cab, front and rear  
 LED working lights on cab, front, 2 alt. 4 LED lamps  
 LED working lights on cab, rear, 2 alt. 4 LED lamps  
 LED working lights, rear in grille, 2 LED lamps  
 LED working lights, front above head lamps, 2 LED lamps  
 LED work lights, side on cab, 4 LED lamps  
 LED light packages  
 Working lights halogen, attachments  
 Working lights on cab halogen, front and rear  
 Working lights on cab halogen, rear  
 Electrical distribution unit 24 volt  
 Alternator 120 amp, heavy-duty  
 Load Assist  
 Radar detect system  
 Forward camera, colour  
 Parking brake alarm, audible for air susp seats  
 Jump start connector, NATO-Type

## OPTIONAL EQUIPMENT

### Hydraulic System

Boom suspension system  
 Boom cylinder hose and tube guards  
 Hydraulic fluid, biodegradable, Volvo  
 Hydraulic fluid, fire-resistant  
 Hydraulic fluid, for hot climate  
 Mineral oil for cold climate  
 Hydraulic 3rd function  
 Single lever control, hydraulics 2 functions  
 Single lever control, hydraulics 3 functions

### Brake System

Oil cooler and filter front & rear axle

### Cab

Anchorage for Operator's manual  
 Automatic Climate Control, ACC  
 ACC control panel, with Fahrenheit scale  
 Asbestos dust protection filter  
 Ashtray  
 Cab air pre-cleaner, cyclone type  
 Carbon filter  
 Cover plate, under cab  
 Lunch box holder  
 Volvo Armrest, operator's seat, left  
 Operator's seat, Volvo air susp, heavy-duty, high back, heated  
 Operator's seat, (air seat std) 2-point seat belt  
 Operator's seat, (air seat std) 3-point seat belt  
 Radio installation kit incl. 12 volt outlet, left side  
 Radio installation kit incl. 12 volt outlet, right side  
 Radio (with AUX, Bluetooth and USB connection)  
 Subwoofer  
 Steering wheel knob  
 Sun blinds, rear windows  
 Sun blinds, side windows  
 Timer cab heating  
 Window, sliding, door  
 Universal door/ignition key  
 Remote door opener  
 Forward view mirror  
 Cab heater power outlet 240V

### Service and Maintenance

Automatic lubrication system  
 Cleaner kit, with air blow gun  
 ROX, rapid oil exchange pump  
 Oil sampling valve  
 Refill pump for grease to lube system  
 Tool kit  
 Wheel nut wrench kit  
 CareTrack, GSM, GSM/Satellite  
 Telematics, Subscription

### Protective Equipment

Belly guard front  
 Belly guard rear  
 Belly guard rear, oil pan  
 Center hinge and rear frame guard  
 Cover plate, heavy-duty, front frame  
 Cover plate, rear frame  
 Cab roof, heavy-duty  
 Guards for front headlights  
 Guards for radiator grill  
 Guards for tail lights  
 Windows, side and rear guards  
 Windshield guard  
 Corrosion protection, painting of machine

---

**OPTIONAL EQUIPMENT**

---

**External Equipment**

- Cab ladder, rubber-suspended
- Deleted front mudguards
- Fire suppression system
- Fire extinguisher
- Fire extinguisher , two pieces
- Mudguards, full cover, front and rear
- Mudguards, full cover wideners and prot. Included
- Long boom
- Tow hitch

**Other Equipment**

- CE-marking
- Comfort Drive Control (CDC)
- Counterweight, re-handling
- Secondary steering with automatic test function
- Sound decal, EU
- Sound decal, USA
- Reflecting stickers (decals), machine contour
- Reflecting stickers (stripes), machine contour Cab
- Noise reduction kit, exterior

---

**OPTIONAL EQUIPMENT**

---

**Attachments**

- Buckets:
  - Rock straight or spade nose
- General purpose
- Re-handling
- Side-dump
- Light material
- Wear parts:
  - Bolt-on and weld-on bucket teeth
- Segments
  - Cutting edge in three sections, bolt-on
- Material handling arm

---

**SELECTION OF VOLVO OPTIONAL EQUIPMENT**

---

**Wide tires****Central lubrication system****Seat and control options****Rehandling package****Radar detect system****Long boom**

Not all products are available in all markets. Under our policy of continuous improvement, we reserve the right to change specifications and design without prior notice. The illustrations do not necessarily show the standard version of the machine.

**VOLVO**

**Volvo Construction Equipment**

[volvoce.com](http://volvoce.com)