



Volvo Construction Equipment

# P5770C ABG, P5870C ABG, P6870C ABG

Volvo Wheeled Pavers 2.5-9.0 m 129 kW



# A passion for performance

At Volvo Construction Equipment, we're not just coming along for the ride. Developing products and services that raise productivity – we are confident we can lower costs and increase profits for industry experts. Part of the Volvo Group, we are passionate about innovative solutions to help you work smarter – not harder.

## Helping you to do more.

Doing more with less is a trademark of Volvo Construction Equipment. High productivity has long been married to low energy consumption, ease of use and durability. When it comes to lowering life-cycle costs, Volvo is in a class of its own.

## Designed to fit your needs.

There is a lot riding on creating solutions that are suited to the particular needs of different industry applications. Innovation often involves high technology – but it doesn't always have to. Some of our best ideas have been simple, based on a clear and deep understanding of our customers' working lives.



## You learn a lot in 180 years.

Over the years, Volvo has advanced solutions that have revolutionized the use of construction equipment. No other name speaks Safety louder than Volvo. Protecting operators, those around them and minimizing our environmental impact are traditional values that continue to shape our product design philosophy.

## We're on your side.

We back the Volvo brand with the best people. Volvo is truly a global enterprise, one that is on standby to support customers quickly and efficiently – wherever they are.

## We have a passion for performance.



Volvo Trucks



Renault Trucks





Mack Trucks



UD Trucks



Volvo Buses



Volvo Construction  
Equipment



Volvo Penta



Volvo Financial Services



# The best paver for the job

Volvo pavers are built for performance and precision on any paving project. The P6870C ABG, P5870C ABG and P5770C ABG offer a selection of drive systems to best match the paving conditions at hand. Whatever your needs, Volvo's got the right paver for the job.

## P5770C ABG

For smaller paving widths, the four-wheel drive P5770C ABG uses the large rear wheels to deliver the majority of power. The front wheels provide additional drive assistance and steering.



## P5870C ABG

The four-wheel drive P5870C ABG features six wheels and is ideal for mid-range paving widths. The large back wheels deliver the majority of power. The rear set of front wheels provide additional drive assistance and, along with the first set of front wheels, provide steering support.







#### **P6870C ABG**

The P6870C ABG boasts six-wheel drive for maximum power when paving large widths and depths on difficult ground conditions. Large rear drive wheels deliver the majority of drive force with additional power and steering from both sets of load dependent front wheels.





#### **Suspension**

Volvo wheeled pavers have a unique hydraulic self-leveling suspension system. The system delivers a three-point balance for a stable tractor platform. When paving in poor or uneven conditions the suspension supports traction and smooth paving.



# Wheel paving at its best


Feel the power and work with excellent traction control in a Volvo paver. Whatever the operating conditions, these machines deliver ultimate tractive force for smooth, even results. Witness the outcome for yourself.

## Smart power mode

When paving conditions do not require full power, the operator can select smart power mode on the Main Control Unit (MCU) to automatically reduce power to 1600 rpm. This results in substantially lower noise and up to 30% reduced fuel consumption.

## Drive system

Volvo's drive system ensures high tractive force for accurate, smooth paving, whatever the ground conditions.



## Torque control

The intelligent load dependent torque control system monitors the hopper load and adjusts the power between the front drive wheels to prevent wheel spin for optimum torque.

# Ultimate maneuverability

Best in class maneuverability is at the center of the Volvo paver – providing you with a competitive edge. Experience precise movement, a tight turning radius and easy paver transportation with Volvo Construction Equipment.


## Folding walkway

Volvo's folding walkway allows you to start paving closer to the edge to reduce the amount of manual labour required. The walkway, which is fitted as standard, also decreases the overall length of the machine during transport.



## Three drive modes

In Paving Mode all paving controls are functional as well as full engine rpm and smart power mode. Shunting Mode deactivates paving functions, activates active steering and reduces travel speed – ideal for manoeuvring, loading and unloading. Transport Mode allows full travel speed for quick relocation. In shunting and transport modes, engine speed is likewise regulated to ensure fuel economy.



## Optional end gates

Hinged screed end gates can be pivoted to the rear of the paver to reduce the overall width during transport.





#### Active steering



Unique active steering system allows for a tight inner turning radius of 2.5m – ideal for repositioning the paver on confined job sites. The electro-hydraulic steering system provides control in tight areas to reduce paving time and effort.

2,5 m



# Volvo puts you in control

Command and control your paver from the operator seat with Volvo's unique, industry-leading EPM II (Electronic Paver Management) technology, designed for simple operation and maximum efficiency. Intelligent paving at its best.



## Intuitive display

On the left hand side of the MCU the paver functions are displayed as they are located on the machine. This allows the operator to quickly locate and adjust settings, such as screed temperature and engine parameters.



## Fuel monitoring

The control panel's fuel monitoring system records and displays fuel consumption by day or time period, so you can plan refueling and calculate operational costs.





### Main Control Unit (MCU)

Quickly and easily access structured information via Volvo's industry-leading large, color display. The unique design gives operators total control at their fingertips – allowing instant adjustment to all paving functions.



### On/off button

Push one button to stop and restart paving with the same settings, no matter how much time has passed.



### Settings manager

Store all proven paving settings for re-use on similar, future jobs – saving time and ensuring consistent paving quality.



# The perfect paving package



## Visibility

All-round visibility and extendable operator seat for a 360° view of the whole paving process.



## MCU

Large control panel with color screen allows you to quickly adjust paver settings.

## Engine

Volvo's quiet and efficient Tier 4 Interim diesel engine gives you more power while consuming less fuel.

## Large hopper

Large 12 t hopper capacity supports continuous paving.



## Serviceability

Daily maintenance checks can be made quickly, safely and easily from the deck.



## Maneuverability

Achieve instant, precise movement with a tight turning radius of 2.5 meters thanks to the unique active steering system.







#### Screeds

Robust, industry-leading, extendable screeds deliver a long life of quality paving.

#### All-weather roof

The all-weather roof with extending side panels and integrated noise insulation provides weather protection and operator comfort. It can be lowered hydraulically for transport.



#### Suspension

Volvo gives you excellent traction control, whatever the paving conditions, ensuring consistent, smooth results.



#### Drive system

Volvo offers customers a selection of drive configurations to suit the paving conditions at hand.


#### Access doors

Vertically hinged, side maintenance doors provide excellent access and longer life.

#### Electric screed heating

Volvo Variomatic screeds have a three zone heating system to provide consistent and reliable heating.





#### All-round visibility

Get a 360° view of the whole paving process for maximum safety and productivity. The comfortable operator seats can be extended over the side of the paver for ultimate visibility.



# Excellent visibility

Sit in the operator platform and admire your work from 360°. Observe constant material flow from the large hopper design, which holds more material and allows for continuous paving. Independent hydrostatic drives for conveyors and augers give the same thickness and quality over the entire paved surface.



## Hopper

Volvo's design allows the operator to see the material level in the hopper and manage its consistent flow. The large capacity supports continuous paving.



## Visible delivery

Volvo pavers are designed to provide the operator with views of material flow in the hopper, auger channel and to the end gate.



## Material flow

Independent, reversible hydrostatic drives for both conveyors and height adjustable augers supply constant material flow to the screed.



# Supreme screed technology

Volvo screeds are designed to give you the best paving quality, uniformity and smoothness. Volvo industry-leading, extendable screeds can handle a wide range of materials and deliver a high degree of pre-compaction, resulting in a reduced amount of rolling work.


## Electric heating

Volvo Variomatic screeds have a three circuit heating system which efficiently delivers quick, consistent heat across the full length of the screed. A dual heating bar arrangement provides consistent and reliable heating.



## SCU

Two, conveniently located Screed Control Units (SCU) allow the operators to manage the functions of the screed as well as the material flow.



## Quick coupling

Extensions are added or removed in minutes, with no special tools required, thanks to Volvo's unique quick coupling system – saving you time and money.



## Tamper bar

Newly designed, strong, through-hardened tamper bar for improved durability and reliability.





#### Screed performance

Volvo Variomatic screeds provide customers with hydraulically extending widths and add on options for paving up to 9 meters. Available in single tamper systems with electric or gas heating.





#### Support network

Volvo offers customers access to its first-class dealer support network. A factory trained technician, in a Volvo dealer service truck, with Genuine Volvo Parts will be ready to service your paver at your convenience. Trust Volvo to maintain your uptime.



# Your uptime is our priority

At Volvo we're not just committed to providing you with a quality paver. We know that on site, time means money and that's why we have a unique, global dealer support network to ensure your machine's availability during its entire lifetime. And because Volvo pavers are 100% Volvo, you'll enjoy maintenance made easy and continuous state-of-the-art support.

## Engine maintenance

Open one compartment from the deck to complete all daily maintenance checks quickly, safely and easily.



## Paver care kits

Using Volvo Care Kits for wear parts ensures part life and performance. Benefit from 100% Genuine Volvo Parts in a single package for optimum reliability.

## Service manager

From the MCU, the operator receives reminders and alerts when maintenance and service checks are due and overdue. The system also records when checks are performed.



## Customer Support Agreements

Customer Support Agreements offer service and maintenance with maximum cost control and minimum downtime. The flexible system caters for a range of needs from total repair and maintenance to an inspection program covering vital parts and functions.



# Specifications

Model		P5770C	P5870C	P6870C
Engine (Diesel)				
Make		Volvo		
Model		D6		
Output at installed speed	kW	129 at 2 000 rpm		
	HP	175 at 2 000 rpm		
Coolant		Liquid		
Fuel tank capacity	l	260		
Exhaust emission		COM 3B / EPA Tier 4i		
Paving				
Output (theor.) <sup>1</sup>	t/h	500	600	700
Mat thickness (max.)	mm	300		
Speeds				
Paving	m/min	40		
Transport	km/h	20		
Propulsion				
Drive units rear		2		
Drive units front		2	2	4
Rear wheels				
2 pneumatic tires	dimension	385/95R25		
Front steering wheels				
elastic tires	Number	2	4	4
	Ø	580	580	580
	width	340	340	340
Mix conveyor system				
Hopper capacity	t	12		
Conveyors		2		
Conveyor speed		21.5		
Augers				
Auger speed	1/min	90		
Auger diameter	mm	360		
Electrics				
Vehicle Voltage	Volt	24		
Transport dimensions				
Width	mm	2 550		
Length	mm	6 132		
Height	mm	2 970		
Weights <sup>2</sup>				
Tractor unit	kg	13 950	14 500	14 500
Max. allowable gradeability <sup>3</sup>				
Tractor unit + screed	%	25		
Sound level				
Sound Pressure Level at Driver's Ear, acc. to ISO 11201	LpA dB(A)	83 (with VB78, VB79, VB88,VB89 screeds)		
Guaranteed Sound Power Level, acc. to Directive 2000/14/EC	LwA dB(A)	104 (with VB78, VB79, VB88,VB89 screeds)		

1 The actual paving output depends upon the mat thickness, the paving width and paving speed and will vary according to paving conditions prevailing on your jobsite. Please approach us and we will be pleased to assist you in calculating the paving output for your particular paving project.

2 All weights are approx. weights without options. Weight of the tractor: tires filled with water, Diesel tank half-full, 75kg operator and weather roof included.

3 Applies to screed VB 78 2.5-5.0 m. When using extensions the max. allowable gradeability will be reduced.

# Screed specifications



## Robust screed design

A tough screed frame and two large support tubes for the extensions work together to deliver a rigid screed assembly.

## Tamper bar and vibration

Single tamper bar technology delivers high compaction densities behind the screed. Together with vibration, this ensures quality and smoothness.

## Heating

Volvo screeds feature independent temperature control on the main screed and every single extension.

## Crown adjustment

A hydraulic screed adjustment feature with remote control enables quick and simple change from -2% to +4%.

## Grease distribution

Volvo provides optimum lubrication via a central greasing point, reducing maintenance requirements.

## Optional end gates

Hinged screed end gates can be pivoted to the rear of the paver to shorten the overall width during transport.

Choice of screeds			P5770C	P5870C	P6870C
VB 78 ETC/GTC	Basic width / hydraulic adjusting range	m	2.5-5.0	2.5-5.0	2.5-5.0
	max. paving width with extensions	m	7.5	8.0	9.0
VB 88 ETC/GTC	Basic width / hydraulic adjusting range	m	-	3.0-6.0	3.0-6.0
	max. paving width with extensions	m	-	8.0	9.0

Screed weights* at working width		2.5 -5.0 m	3.0-6.0 m	6.5 m	7.5 m	8.0 m**	8.5 m***	9.0 m***
VB 78 ETC	kg	3 600	-	5 222	5 782	6 342	-	6 903
VB 78 GTC	kg	3 680	-	5 342	5 912	6 502	-	7 073
VB 88 ETC	kg	-	3 820	-	5 542	5 832	6 102	6 662
VB 88 GTC	kg	-	3 900	-	5 662	5 952	6 232	6 822

\* Including auger extensions, channel plates, end gates, etc.

\*\* P5870C & P6870C

\*\*\* P6870C

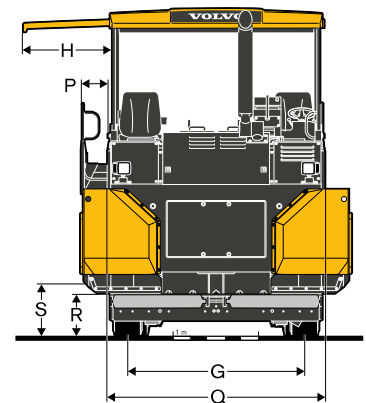
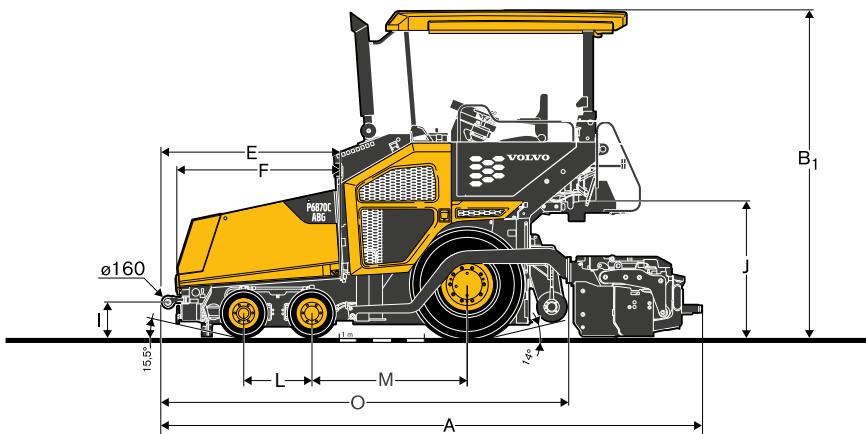
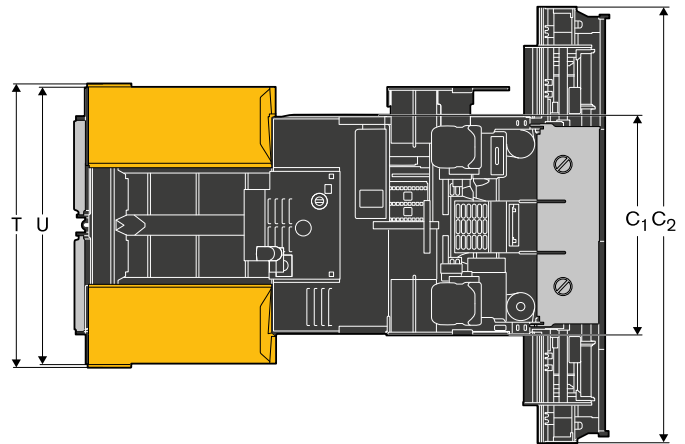
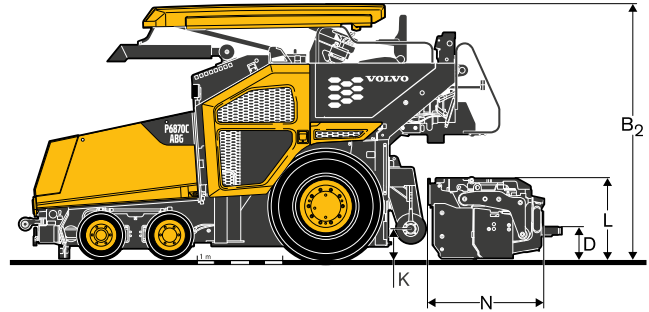


# Specifications

## DIMENSIONS

	P5770C	P5870C	P6870C
Unit	mm	mm	mm
A	6 358	6 358	6 358
B <sub>1</sub>	3 837	3 837	3 837
B <sub>2</sub>	2 970	2 970	2 970
C <sub>1</sub>	2 500	2 500	2 500/3 000
C <sub>2</sub>	5 000	5 000	5 000/6 000
D	376	376	376
E	2 103	2 103	2 103
F	1 894	1 894	1 894
G	2 076	2 076	2 076
H	770	770	770
I	405	405	405
J	1 604	1 604	1 604
K	350 ±60	350 ±60	350 ±60
L		800	800
M		1 825	1 825
N	1 344	1 344	1 344
O	4 788	4 788	4 788
P	320	320	320
Q	2 550	2 550	2 550
R	495 / 598*	495 / 598*	495 / 598*
S	594 / 630*	594 / 630*	594 / 630*
T open	3 177	3 177	3 177
closed	2 487	2 487	2 487
U	3 093	3 093	3 093

\* with optional front apron



# Equipment

## STANDARD EQUIPMENT

	P5770C	P5870C	P6870C
Volvo Diesel engine D6, COM 3B / EPA Tier 4i	•	•	•
Electronic Paver Management (EPM2) with Smart Power	•	•	•
Electronically controlled travel drive	•	•	•
Cross-sliding control unit with tiltable display unit and slewable steering wheel	•	•	•
Railings with seat console and light support unit	•	•	•
Two seats, laterally extendable	•	•	•
Two steerable front wheels with hydraulic ride levellers	•	•	•
Four steerable front wheels with hydraulic ride levellers	•	•	•
Two front wheels hydraulically driven	•	•	•
Rear pair of the front wheels hydraulically driven	•	•	•
Four front wheels hydraulically driven	•	•	•
Load-controlled torque of the front wheels drive	•	•	•
Engageable front wheel drive	•	•	•
Hydrostatic drive on rear wheels	•	•	•
Centre auger drive (paving widths up to 8.0 m)	•	•	•
Hydraulic auger height adjustment	•	•	•
Reversible direction of auger rotation	•	•	•
Auger speed control ON/OFF	•	•	•
Four individual hydrostatic drives for conveyors and augers	•	•	•
Screed lock	•	•	•
Central electric switch cabinet	•	•	•
Driver's compartment lighting	•	•	•
Four working lights	•	•	•
Sound insulation	•	•	•
Anti-vandalism kit	•	•	•
Battery master switch	•	•	•
Two external control panels for the paving screed	•	•	•
Back-up alarm	•	•	•
Tool kit	•	•	•
Split towing arms	•	•	•

## OPTIONAL EQUIPMENT

	P5770C	P5870C	P6870C
GRP (Glass-fibre reinforced plastic) all-weather roof	•	•	•
Front windscreen (only in conjunction with all-weather roof)	•	•	•
Tarpaulin for sides	•	•	•
Screed tensioning device	•	•	•
Screed assist	•	•	•
Hydraulic height adjustment of extendable screed	•	•	•
Individual operating hopper wings	•	•	•
Hydraulically operated front apron	•	•	•
Reversible conveyor	•	•	•
Proportional USS auger control according to material requirements	•	•	•
Centre auger drive 9.0 m	•	•	•
Levelling systems	•	•	•
Adaption for high temperatures up to 55°C	•	•	•
Generator mounting set 9.0 m	•	•	•
Extractor for bituminous fumes	•	•	•
Central lubrication	•	•	•
Xenon Floodlighting	•	•	•
Two additional lights (rear)	•	•	•
Road travel lighting	•	•	•
Auger lighting	•	•	•
Warning beacon for all-weather roof	•	•	•
Lateral emergency stop (left and right hand)	•	•	•
Additional sockets 230V	•	•	•
Pressure gauge for front-wheel drive	•	•	•
Emulsions spraying system incl. hose reel	•	•	•
Heavy-duty spray cleaning gun	•	•	•
Special paintwork (according to RAL colour code, excluding metallic paintwork)	•	•	•
Biodegradable hydraulic oil	•	•	•
Deluxe seat with heating	•	•	•
Protective half shells auger drive shaft	•	•	•

Standard equipment and options may vary based on local markets.

Consult local sales when building your next paver.

Not all products are available in all markets. Under our policy of continuous improvement, we reserve the right to change specifications and design without prior notice.

The illustrations do not necessarily show the standard version of the machine.

## SELECTION OF VOLVO OPTIONAL EQUIPMENT

Emulsion spray system



Central lubrication system



Hydraulically operated front apron




Deluxe with heating



Individual hopper wings



Additional lights (light package)







**Volvo Construction Equipment**

[www.volvocce.com](http://www.volvocce.com)