



# WHEEL LOADERS IN WASTE HANDLING

L30G, L35G, L45H, L60H, L70H, L90H, L110H, L120H, L150H, L180H, L220H



A large wind turbine stands in a field of rolling hills under a warm, orange-hued sunset sky. The turbine's blades are visible, with one blade pointing towards the top left of the frame. The foreground shows a grassy field with some distant structures and a body of water in the background.

# WELCOME TO OUR WORLD

Welcome to a world of industry leading machinery. A world where imagination, hard work and technological innovation will lead the way towards developing a future which is cleaner, smarter, and more connected. A world supported by the enduring values of the Volvo Group. A world of stability, sustainability and innovation. A world which we put our customers at the heart of.

Welcome to the world of Volvo Construction Equipment – we think you're going to like it here.

## Working harder, working smarter

For over 180 years Volvo has been a pioneer in the design and manufacture of machines which set the standard for efficiency, performance and uptime. Across our range of excavators, wheel loaders and haulers, our reputation for engineering excellence is unrivalled, which means whatever your operation or application, we can provide a total fleet solution to help you succeed.

Building on our proud history, the Volvo Concept Lab continues to create cutting-edge ideas and innovative concepts, to ensure we offer customers machines which work harder and smarter long into the future.





## Solutions for you

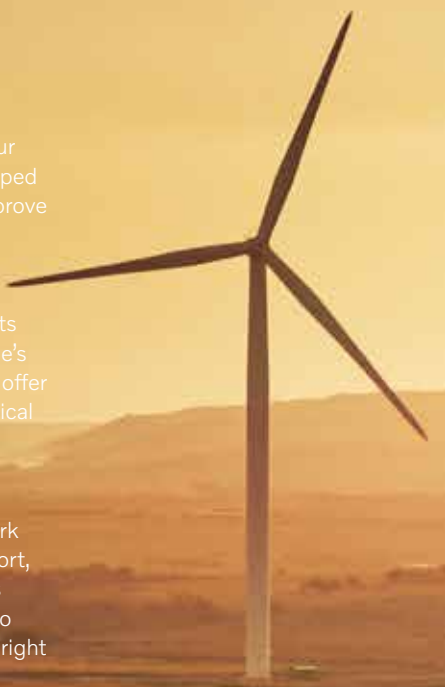
Our industry leading machines are just the start of your relationship with Volvo. As your partner, we have developed an extensive range of additional solutions to help you improve uptime, boost productivity and reduce costs.

### Designed for your business

Structured across nine blocks, our portfolio of products and services are designed to complement your machine's performance and boost your profitability. Simply put, we offer some of the best guarantees, warranties and technological solutions in the industry today.

### There when you need us

Whether you're buying new or used, our global network of dealers and technicians offer around-the-clock support, including machine monitoring and world-class parts availability. It's the basis of everything offered by Volvo Services, so you can be confident we've got you covered right from the start.



**BUILDING TOMORROW**



# The perfect package

## Built for the job

Specialized tasks require specialized equipment, which is why Volvo offers wheel loaders configured to meet the unique requirements of a wide range of applications. Our application specific wheel loaders are designed and built to ensure you achieve superior results according to the unique demands of the segment you are working in.

The right machine options, tires and attachments all combine to ensure our specially adapted wheel loaders deliver maximum safety and performance. As with all Volvo products you can trust in the full support and back-up of your Volvo dealer, and aftermarket Volvo solutions, for the lifetime of your machine.





# Ready for Recycling

## Introducing Volvo waste handlers

As societies continue to place increasing importance on the sustainable collection, processing and disposal of waste; the waste management sector has fast become one of the most important sectors for the communities we live in.

Tough, durable and hard-working – our wheel loaders are specially configured to take on the many challenges of waste applications, including dust, dirt and the risk of damage from debris. Volvo Waste Handlers – combined with the back-up of your Volvo dealer – are designed to deliver around-the-clock performance in waste management applications.



# Made for waste

From start to finish, a Volvo Waste Handler is designed to be the perfect partner for the recycling and waste industry. From the boom cylinders to the taillights and everything in between, this is a machine built to deliver top performance, even in the toughest conditions.



## Up to the challenge

In an environment where machine availability is key, Volvo Waste Handlers are designed to keep working harder, for longer. Strategically located and well-protected components, such as all-around guarding, shortened steps and removed front fenders, keep machine uptime to a maximum.

## Comfort and safety

Step inside the most comfortable cab in the industry – featuring high-visibility steps and handrails, premium seat, outstanding visibility, rear-view camera, highly efficient air-filtration system and ROPS/FOPS. Additional equipment – including the windscreen guard and Fire Suppression System – helps to withstand the demands of the most challenging environments.





### Equipped for success

Volvo waste handlers are configured to deliver outstanding results in waste applications. Starting with factory fitted tires on standard rims, presenting a convenient and high-performance solution. The optional long boom makes easy work of loading high trucks and stacking high piles, keeping the machine tires safely away from hazardous material, minimizing the risk of damage and reducing tire wear. Lastly, the superb range of Volvo Attachments helps to maximize the performance of your Volvo Wheel Loader.



### Load Assist

Optimize your load cycles with Load Assist\*, powered by Volvo Co-Pilot – the 10" in-cab tablet. Gain access to a set of smart apps, including On-Board Weighing, Operator Coaching, Map and Tire Pressure Monitoring System\*\*, and boost the efficiency of your operation.

\*Availability may vary according to machine model

\*\*TPMS not compatible with solid tires

### Industry-leading serviceability

Work without interruption thanks to the auto lubrication system, maintenance-free batteries and axle trunnions, self-cleaning reversible fan and choice of engine air pre-cleaners and air filtrations systems –meaning the cab filtration system can last an entire working day without cleaning. Servicing is made quick and easy with grouped service points, slideable and swing out cooler installation for easy radiator access, and tiltable cab on the L150H-L220H for easy engine access.





# Compact machine, big performance

Volvo L30G, L35G and L45H waste handlers

Mechanical tilt  
speed limiter

Headlight guards (Options)

Boom Suspension System

Range of purpose-made  
buckets

Hydraulic attachment bracket,  
including 3rd function

Application-related tires (L45H – solid)







Windshield and rear  
window guards (Options)

Air-suspended and heated seat

Cab and engine air  
pre-cleaners (Options)

Rear hood protection (Option)

Reversible fan (Option)

Taillight guards (Option)

Front and rear belly guards (Options)

# Designed for waste management

Volvo L60H to L220H waste handlers

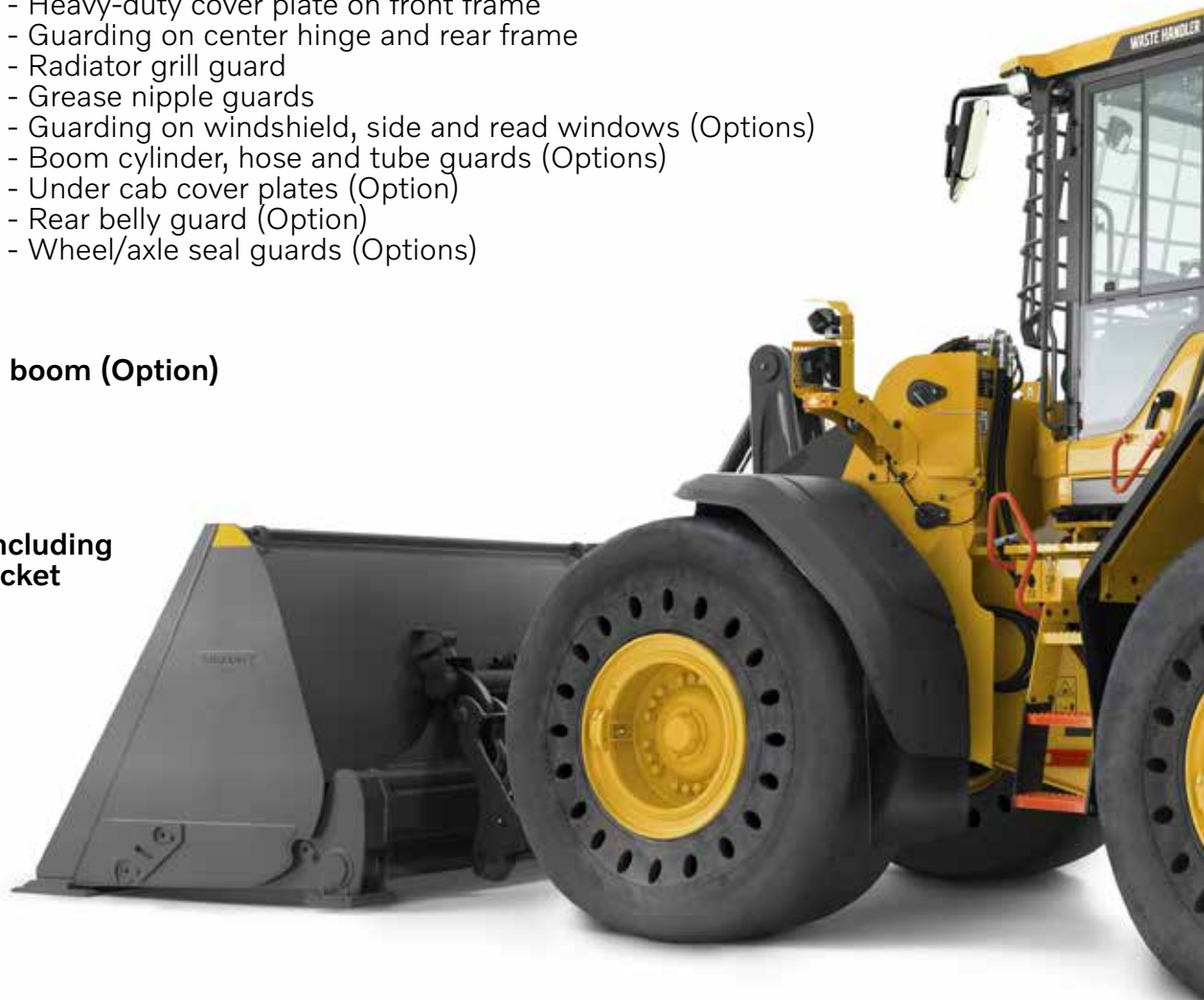
Load Assist apps, powered by  
Volvo Co-Pilot (Option)

## Durable by design

- Guarding on headlight and taillight
- Front belly guard
- Heavy-duty cover plate on front frame
- Guarding on center hinge and rear frame
- Radiator grill guard
- Grease nipple guards
- Guarding on windshield, side and rear windows (Options)
- Boom cylinder, hose and tube guards (Options)
- Under cab cover plates (Option)
- Rear belly guard (Option)
- Wheel/axle seal guards (Options)

## Long boom (Option)

Matched Volvo  
Attachments, including  
attachment bracket  
and buckets



## Removed front fender (Option)

## Emergency stop

## Solid tires (Option)



**Exclusive Volvo  
cab-filtration system**

**Cab and engine  
air pre-cleaners**

**Fire Suppression  
System (Option)**

**Reversible cooling  
fan (L60H),  
with axle oil cooler  
(L70H-L220H)**

**Powerful Volvo  
engine with  
rimpull control**

**Rubber-suspended  
cab ladder (Option)**

**Flexible rear step  
(Option – L60H, L70H)**



# Outstanding versatility

With the attachment bracket and full range of Volvo Attachments, your Volvo Wheel Loader can take on an impressive range of tasks, which would otherwise require specialist equipment. What's more, only by using Volvo Attachments can you be sure to get the most from your Volvo machine in terms of productivity, fuel efficiency and uptime, and protect your investment in the tough waste and recycling environments.

More information can be found in the Attachments brochure, or in the Attachments selector tool, available for IOS on App store, for Android on Play Store and China Android Store.

## Attachment bracket

First introduced by Volvo in 1954, the ISO standardized attachment bracket enables the quick, easy and safe switching between attachments – all from the comfort of the cab.



## Refuse bucket (L60H-L220H)



## Refuse tamping bucket (L90H-L220H)

Refuse tamping with clamp arm bucket (L90H-L220H)



## High-Tip with side mounted cylinders bucket (L60H-L120H)

High-Tip – Light Material bucket (L30G, L35G)





**Light Material bucket (L30G-L220H)**



**Scrap bucket (L30G-L45H)**



**Clamp bucket (L30G-L45H)**



**General Purpose bucket (L30G-L45H)**



### **Customer-Built Attachments**

When your operation requires a unique attachment design, then a custom-built attachment could be the answer. Receive support and tailored advice from your Volvo dealer and our in-house attachments specialist to help you define the right attachment specification for you.



# Configured for success

Benefit from all the features and functions found on a standard Volvo Wheel Loader, combined with the specialist equipment needed to succeed in waste recycling industries. In addition to the waste handling package, there are a number of other options we can offer to help you achieve optimum results in waste management application.

- Included in the Waste Handling package
- \* Included in standard machine configuration
- o Optional equipment

Depending on the country, some optional equipment listed below may be included in the standard machine configuration.

Depending on the country, some equipment listed below in the standard machine configuration may be optional.

Certain equipment features or combinations do not allow an on-road approval of the machine. The country-specific requirements must be checked locally.

	VOLVO WASTE HANDLERS		
	L30G	L35G	L45H
Attachment bracket	•	•	•
Hydraulic, 3 functions	•	•	•
Couplings included	•	•	•
Hydraulic, 4 functions	o	o	o
Boom Suspension System, BSS	•	•	•
Solid tires 375/85-24			•
Application-related tires, 405/70R20	•	•	
Front mudflaps	•	•	•
Mudguard extensions/Extended fenders	o	o	o
Air-suspended and heated seat	•	•	•
Noise optimization for cab			•
Tilt speed limiter, mechanic	•	•	•
Rear-view camera	o	o	•*
Long boom	o		
Front belly guard	o	o	o
Rear belly guard	o	o	o
Lights protection	o	o	o
Grease nipple guards	o	o	
<i>Not compatible with Automatic Lubrication System</i>			
Windshield guards	o	o	o
Protection guard on engine hood	o	o	o
Engine air pre-cleaners- Turbo II, Cyclone or Oil bath	o	o	o
Reversible cooling fan	o	o	o
Reverse alarm - Audible, Multi-frequency or Strobe	o	o	o
Foldable LED warning beacon	•	•	•
Rear view mirror inside cab	o	o	•
Enhanced outside rear view mirrors	o	o	
Hand inch valve	•	•	o
Comfort Drive Control, CDC			o
Automatic lubrication system	o	o	o
Auto engine shutdown	o	o	o
Large tilt cylinder (Ø +15mm compared to standard cylinder)			o
Tilt speed limiter, hydraulic	o	o	o
Boom Suspension System + Hose Rupture Valve lift/tilt			o





- Included in the Waste Handling package
- \* Included in standard machine configuration
- o Optional equipment

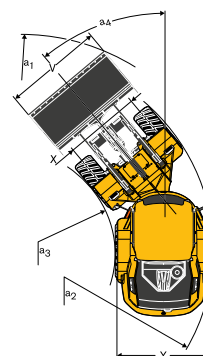
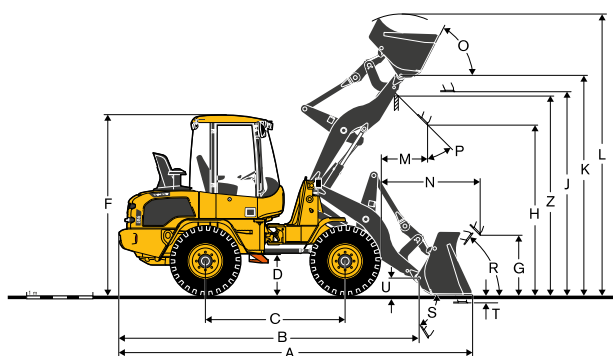
Depending on the country, some optional equipment listed below may be included in the standard machine configuration.

Depending on the country, some equipment listed below in the standard machine configuration may be optional.

Certain equipment features or combinations do not allow an on-road approval of the machine. The country-specific requirements must be checked locally.

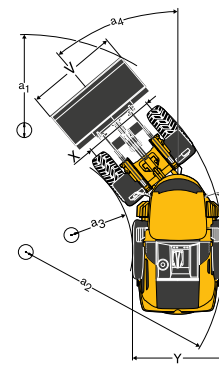
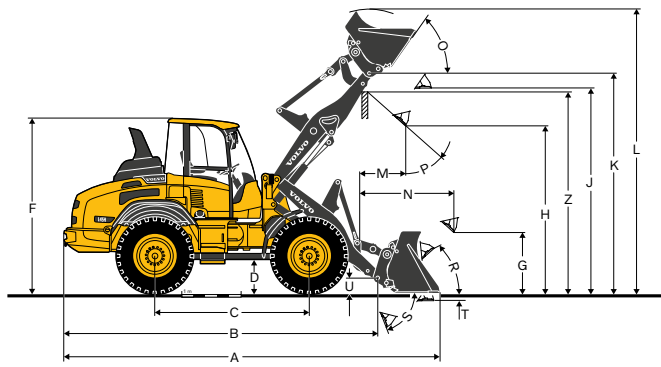
	VOLVO WASTE HANDLERS							
	L60H	L70H	L90H	L110H	L120H	L150H	L180H	L220H
Boom Suspension System, BSS	•	•	•	•	•	•	•	•
Engine air pre-cleaner - Turbo II, Cyclone or Oil bath type <i>Talk to your dealer to select the best alternative</i>	•	•	•	•	•	•	•	•
Reversible cooling fan (L60H)	•	•	•	•	•	•	•	•
Reversible cooling fan with axle oil cooler (L70H and up)	•	•	•	•	•	•	•	•
Reverse alarm - Audible, Multi-frequency or Strobe type	•	•	•	•	•	•	•	•
Radiator grille guard	•	•	•	•	•	•	•	•
Heavy-duty tail light guard	•	•	•	•	•	•	•	•
Heavy-duty cover on main valve, Differential lock guarding	•	•	•	•	•	•	•	•
Headlight guards	•	•	•	•	•	•	•	•
Center hinge and rear frame guard	•	•	•	•	•	•	•	•
Grease nipple guards	•	•	•	•	•	•	•	•
Front belly guard	•	•	•	•	•	•	•	•
Rear belly guard	o	o	o	o	o	o	o	o
Cover plates under cab	o	o	o	o	o	o	o	o
Cover plates on front/rear axle				o	o			
Wheel/axle seal guards <i>For use with Volvo rims only</i>	o	o	o	o	o	o	o	o
Windshield guards	o	o	o	o	o	o	o	o
Side and rear window guards	o	o	o	o	o	o	o	o
Long boom	o	o	o	o	o	o	o	o
Cab air pre-cleaner - Cyclone type	o	o	o	o	o	o	o	o
Warning beacon	o	o	o	o	o	o	o	o
Attachment bracket	o	o	o	o	o	o	o	o
Attachment locking	o	o	o	o	o	o	o	o
Hydraulic, 3 functions	o	o	o	o	o	o	o	o
Hydraulic, 4 functions	o	o	o	o	o	o	o	o
Comfort Drive Control, CDC	o	o	o	o	o	o	o	o
Radar detect system	o	o	o	o	o	o	o	o
Fire suppression system	o	o	o	o	o	o	o	o
Reflective sticker for machine contour	o	o	o	o	o	o	o	o
Automatic lubrication system	o	o	o	o	o	o	o	o
Boom cylinder hose & tube guards	o	o	o	o	o	o	o	o
Emergency stop	o	o	o	o	o	o	o	o
Solid tire options	o	o	o	o	o	o	o	o
Automatic engine shutdown	o	o	o	o	o	o	o	o
Delayed engine shutdown	o	o	o	o	o	o	o	o
Limited slip rear axle	o	o	o	o	o	o	o	o
Rubber suspended cab ladder	o	o	o	o	o	o	o	o
Flexible rear-step	o	o						
Seatbelt indicator	o	o	o	o	o	o	o	o
Deleted front fender	o	o	o	o	o	o	o	o
Shortened headlamp bracket				o	o	o	o	o
Speed limiter	o	o	o	o	o	o	o	o
Rear-view camera	o	o	o	o	o	o	o	o
Front-view camera <i>Rear-view camera is a pre-requisite</i>	o	o	o	o	o	o	o	o

# Specifications



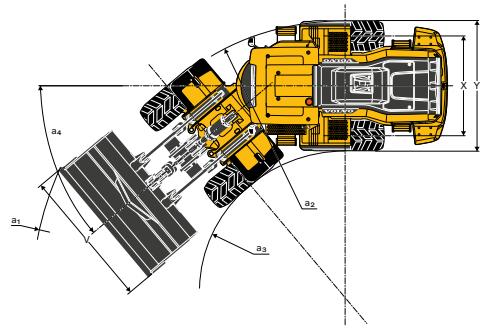
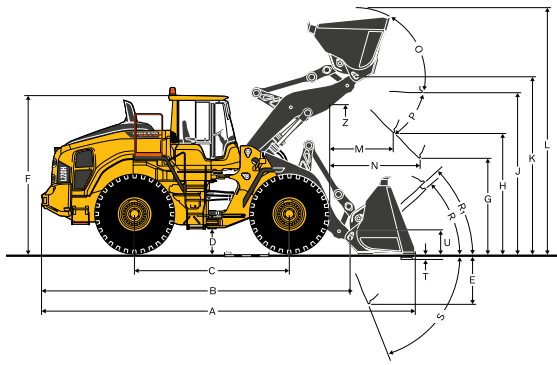
		L30G Z-BAR	L35G Z-BAR	L35G TPV
Bucket		1.5 m³ LM Z without Bolt-On Edge	LIGHT MATERIAL 1.5 m³ LM Z with Bolt-On Edge	1.2 m³ LM TPV with Bolt-On Edge
Tires		Application-related hard surface tires, 405/70R20		
Volume heaped ISO/SAE	m³	1.5	1.5	1.2
Static tipping load, straight	kg	4 050	4 650	3 900
at full turn 40°	kg	3 600	4 050	3 450
Hydraulic lifting capacity, max.	kN	54	58	51
Breakout force	kN	44	44	49
A	mm	5 550	5 690	5 620
B	mm	4 480	4 485	4 595
C	mm	2 150	2 150	2 150
D	mm	600	610	580
F	mm	2 740	2 745	2 715
G	mm	900	900	850
H	mm	2 385	2 470	2 470
J	mm	3 060	3 145	3 100
K	mm	3 260	3 345	3 350
L	mm	4 420	4 500	4 390
M	mm	860	935	855
N	mm	1 640	1 755	1 678
O	°	70	66	63
P <sub>max</sub>	°	45	45	45
R	°	50	50	50
S	°	140	135	58
T	mm	50	95	85
U	mm	200	200	250
V	mm	2 000	2 000	2 000
X	mm	1 482	1 532	1 532
Y	mm	1 835	1 932	1 932
Z	mm	2 960	3 050	3 100
a <sub>1</sub>	mm	8 730	8 825	8 800
a <sub>2</sub>	mm	3 900	3 960	3 960
a <sub>3</sub>	mm	2 030	1 980	1 980
a <sub>4</sub>	°	±40	±40	±40
Operating weight	kg	5 600	6 200	6 090





		L45H TPV	L45H TPV
		GENERAL PURPOSE	SCRAP
Bucket		1.4 m <sup>3</sup> GPB Z with Volvo Tooth System	1.8m <sup>3</sup> SCR B TPV
Tires		Application-related solid tires, 375/85-24	
Volume heaped ISO/SAE	m <sup>3</sup>	1.4	1.8
Static tipping load, straight	kg	5 940	5 940
at full turn 40°	kg	5 250	5 250
Hydraulic lifting capacity, max.	kN	70	70
Breakout force	kN	71	N/A
A	mm	6 343	6 478
B	mm	5 293	5 293
C	mm	2 650	2 650
D	mm	422	422
F	mm	2 977	2 977
G (at 45°)	mm	1 027	940
H	mm	2 827	2 746
J	mm	3 457	3 457
K	mm	3 712	3 712
L	mm	4 767	4 987
M	mm	935	1 037
N (at 45°)	mm	1 780	1 830
O	°	55	55
P <sub>max</sub>	°	45	45
R	°	45	45
S	°	75	75
T	mm	58	58
U	mm	228	228
V	mm	2 250	2 250
X	mm	1 750	1 780
Y	mm	2 150	2 150
Z	mm	3 472	3 472
a <sub>1</sub>	mm	10 310	10 415
a <sub>2</sub>	mm	4 745	4 745
a <sub>3</sub>	mm	2 555	2 555
a <sub>4</sub>	°	40	40
Operating weight	kg	10 120	10 262

# Specifications



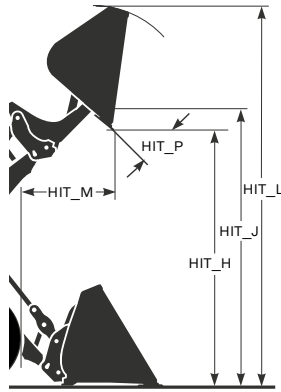
		Standard boom							
		L60H	L70H	L90H	L110H	L120H	L150H	L180H	L220H
Bucket		3.1 m³ LM P	3.4 m³ LM P	4.1 m³ LM P	5.5 m³ LM P	5.5 m³ LM P	6.8 m³ LM P	7.8 m³ LM P	8.2 m³ LM P
		Light Material bucket							
Tires		SOLID SMOOTH							
Tires size		20.5x25		23.5x25		26.5x25		SOLID TRACTION	
Volume heaped ISO/SAE	m³	3.1	3.4	4.1	5.5	5.5	6.8	7.8	8.2
Volume at 110% fill factor	m³	3.4	3.7	4.5	6.1	6.1	7.5	8.6	9.0
Static tipping load straight	kg	11 040	12 020	13 660	17 810	18 740	21 740	24 870	27 930
at 35° turn	kg	9 960	10 830	12 220	15 940	16 730	19 550	22 240	24 980
at full turn	kg	9 640	10 480	11 790	15 390	16 140	19 310	21 950	24 640
Breakout force	kN	66	77	107	121	128	146	173	190
A	mm	7 550	7 640	7 890	8 420	8 530	9 080	9 330	9 540
B	mm	6 010	6 080	6 170	6 550	6 660	7 060	7 200	7 490
C	mm	3 000	3 000	3 050	3 200	3 200	3 550	3 550	3 700
D	mm	480	490	490	490	490	530	530	570
E	mm	1 340	1 320	1 450	1 550	1 570	1 660	1 820	1 700
F	mm	3 320	3 330	3 330	3 440	3 440	3 630	3 630	3 760
G	mm	2 134	2 134	2 134	2 134	2 134	2 134	2 134	2 134
H**	mm	2 670	2 660	2 720	2 560	2 620	2 670	2 740	2 960
J	mm	3 620	3 630	3 780	3 780	3 840	3 970	4 100	4 300
K	mm	3 910	3 920	4 090	4 090	4 150	4 380	4 510	4 700
L	mm	5 260	5 420	5 620	5 830	5 890	6 140	6 340	6 500
M**	mm	1 220	1 280	1 250	1 450	1 490	1 580	1 630	1 610
N**	mm	1 620	1 670	1 740	1 830	1 920	1 980	2 100	2 210
O	°	56	56	57	55	54	58	57	56
P <sub>max</sub>	°	43	43	43	48	47	48	48	45
R	°	41	41	42	39	40	44	44	42
R <sub>1</sub>	°	48	48	49	45	47	48	49	48
S	°	77	66	65	64	65	64	68	63
T	mm	58	53	52	24	33	46	90	55
U	mm	500	500	520	540	560	570	610	660
V	mm	2 550	2 650	2 750	3 000	3 000	3 200	3 400	3 700
X	mm	1 900	1 930	1 960	2 070	2 070	2 280	2 280	2 400
Y	mm	2 440	2 470	2 490	2 680	2 680	3 000	3 000	3 170
Z	mm	3 250	3 210	3 510	3 370	3 390	3 550	3 850	4 090
a <sub>1</sub>	mm	11 970	12 080	12 430	13 190	13 260	15 120	15 460	16 250
a <sub>2</sub>	mm	5 340	5 350	5 440	5 730	5 730	6 810	6 810	7 110
a <sub>3</sub>	mm	2 900	2 890	2 940	3 060	3 060	3 800	3 800	3 950
a <sub>4</sub>	°	40	40	40	40	40	37	37	37
Operating weight	kg	14 960	16 740	18 390	23 080	23 820	29 730	32 640	37 880

\* Calculated with protective parts such as radiator grill guard, towing device, belly guards, etc.

\*\* Measured to the tip of the bolt-on edge. Dump height to bucket edge measured at 45° dump angle. Note: This only applies to genuine Volvo attachments.

Supplemental Data		Long boom							
		L60H	L70H	L90H	L110H	L120H	L150H	L180H	L220H
Static tipping load, straight	kg	-2 050	-2 210	-2 080	-3 560	-3 530	-4 090	-4 210	-3 130
at 35° turn	kg	-1 880	-2 030	-1 910	-3 250	-3 230	-3 750	-3 840	-2 880
at full turn	kg	-1 830	-1 970	-1 850	-3 160	-3 140	-3 720	-3 810	-2 840
Breakout force	kN	+7	-1	+2	+2	+5	+7	+3	+3
A	mm	+530	+470	+420	+520	+510	+530	+470	+320
B	mm	+510	+480	+430	+530	+480	+500	+430	+320
E	mm	+30	+30	-20	-10	+10	-10	+0	-30
H	mm	+550	+500	+440	+530	+520	+570	+500	+370
J, K, L	mm	+520	+480	+420	+520	+520	+570	+500	+360
M	mm	+0	-10	-40	-10	-30	-20	+20	-30
N	mm	+470	+410	+390	+470	+470	+470	+430	+280
O	°	+1	-4	+1	-1	+1	+1	-2	-0
P <sub>max</sub>	°	-1	-1	-1	-3	+1	-0	+0	-0
R	°	+3	+1	+4	+1	+1	+3	+3	+1
R <sub>1</sub>	°	+4	+3	+5	+3	+3	+4	+5	+2
S	°	-2	+4	-1	-1	-3	-5	-7	-3
T	mm	+33	+3	+1	+4	+44	+50	+79	+2
U	mm	+130	+130	+100	+130	+130	+130	+110	+80
Z	mm	+390	+330	+450	+510	+380	+460	+370	+330
a <sub>1</sub>	mm	+450	+420	+330	+470	+470	+410	+350	+250
Operating weight	kg	+230	+260	+290	+230	+270	+410	+310	+390





		Standard boom							
		L60H	L70H	L90H	L110H	L120H	L150H	L180H	L220H
		3 m³	3.5 m³	4 m³	4.5 m³	5 m³	6 m³	7 m³	7 m³ HIT H
Bucket		HIT H	HIT H	HIT H	HIT P	HIT P	HIT P	HIT P	
		High Tip bucket with side-mounted cylinders					High Tip bucket with center-mounted cylinders		
Tires		SOLID SMOOTH							SOLID TRACTION
Tires size		20.5x25		23.5x25		26.5x25		29.5x25	
Volume heaped ISO/SAE	m³	3.0	3.5	4.0	4.5	5.0	6.0	7.0	7.0
Volume at 110% fill factor	m³	3.3	3.85	4.4	4.95	5.5	6.6	7.7	7.7
Static tipping load, straight	kg	10 240	9 720	11 670	15 270	15 880	22 470	25 870	27 200
at full turn	kg	8 790	8 320	9 940	13 160	13 590	19 970	22 860	23 820
Breakout force	kN	56.8	63.6	94.1	120.2	121.2	154.3	181.9	185.4
A	mm	7 760	7 950	8 030	8 470	8 670	8 950	9 200	9 650
HIT_P	°	37	36	41	40	41	27	28	29
HIT_H	mm	4 170	4 390	4 940	4 570	4 570	4 600	4 680	4 870
HIT_J	mm	4 650	4 810	5 090	5 050	5 110	5 110	5 240	5 450
HIT_L	mm	6 010	6 340	6 550	6 750	6 850	7 260	7 330	7 540
HIT_M	mm	1 530	1 650	1 710	1 590	1 690	1 830	1 900	1 990
Bucket width	mm	2 750	2 750	3 000	3 000	3 000	3 200	3 400	3 400
Operating weight	kg	15 190	17 160	18 530	22 450	23 500	29 050	31 750	37 210

# More than machines

Engineering machines which deliver outstanding results is just the start of how we can support your operation. As your partner we are here to help with every aspect of your Volvo machinery: how you use it, maintain it, pay for it and even how you sell it. Our portfolio of services is designed to complement your machine's performance and boost your profitability.



## **Financial Services**

Volvo knows business finance – and our team of experts are dedicated to helping you succeed. With flexible financial and insurance solutions, we can help grow and protect your business. From a single unit to an entire fleet, new or used, we'll customize a solution to meet your needs.

## **Volvo Active Care**

Maximize machine uptime and reduce repair costs with Volvo Active Care. Utilizing CareTrack data, the intelligent service provides round the clock machine monitoring, as well as customer reports – to help take predictive and preventative maintenance actions.





#### **Genuine Volvo Parts**

Maintain productivity and machine uptime with our range of readily available, tested and approved parts – all backed by Volvo warranty. Only by using Genuine Volvo Parts, can you protect your investment, extend machine life and guarantee long-lasting performance.

#### **Maintenance and repair agreements**

Stay on track with planned servicing and keep your asset covered with our range of flexible maintenance and repair options.









## Keep it in the family

In addition to wheel loaders, Volvo is proud to provide an extensive portfolio of solutions to the waste and recycling industries. Throughout our machinery line-up we are committed to producing machines which deliver outstanding results in waste management.





**Volvo Construction Equipment**  
[volvoce.com](http://volvoce.com)